

Grade K: Tuesday, April 7, 2020

Reading/Language Arts

Overview: non-fiction books, Non-fiction books are based facts, real events or real people. Today, we are going to read a book about the weather.

Things to know:


1. Sit with mom, dad, grandparent or guardian, or your brother or sister to practice the activities for the day.
2. If you do not have the supplied worksheets or access to any of the worksheets, it is fine to create your own based off the supplied worksheets.
3. This week's lesson for reading and writing, will be on a non-fiction book. The book will be about the weather.
5. Try to remember our class meetings when we were at school. The meteorologist would look out the window and report the weather to us. Then we would graph the weather pattern for the day.

Explanation: You will read or listen to the story(link) below, called National Geographic for Kids Weather, practice sight words and complete a weather task.

	Resources
1. Lesson Introduction: sight words and book introduction (non-fiction). Complete sight word paper for each focus sight word.	Intro of sight words-words to focus on for this lesson" • look * at * you Practice writing your sight words on the paper provided (sent to your parents email address this morning). If you are not able to print the paper, it is ok, use a plain piece of paper to complete your work. Below is a picture of the blank paper. Watch and listen to this link in Teams. It explains how to complete the worksheet and an introduction to the sight words and story you will listen to.



April 7 RELA lesson
sight words.mp4





2. Listen to the story called National Geographic for kids Weather from the attached book link.	Click on link and listen to the story read to you all about the weather. https://youtu.be/bbEbF6zsbUo
3. Do: Complete this weather task. You can be a Meteorologist.	Now look out your window, what is the weather today? Be a Meteorologist. Tell a parent, sibling or a stuffed friend what the weather is. Remember to start by using a full sentence, “ The weather today is... ”. Think about it, what is the weather right now, the same or different as yesterday?
4. Writing: Write 4 types of weather you learned about in the book.	Using a blank piece of paper or the Kindergarten paper we have one our web-site, write 4 kinds of weather that you learned from the book. Draw a symbol of the weather next to the word. Think about our class meeting weather graph to help. If it is raining, you could draw a raindrop. 
Extra Practice: Writing and Reading	1-You could draw a picture of the weather today. Remember to label your picture or complete this sentence starter: The weather today is... 2- You could click on this link to read or listen to another story about the weather, called Weather Words. https://youtu.be/UeJohy6cHl4
7. How is this assignment turned into the teacher?	Please take a picture of your work (sight paper and 4 facts about the weather) and email it to me. We can also “conference” about your work if you are having difficulty during my “office hours”. Thank you

Blank copy of sight word practice paper.

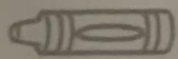

NAME: _____




Glue



Write.



Color.



Cut.

